

An Overview of BRMS/400


Backup & Recovery Media Services/400

BRMS/400 is IBM's strategic backup and recovery product for the AS/400. Its policies provide the necessary interface to manage and execute archive, backup, migration, recovery and other removable - media related operations. As of Version 4 Release 4 the pricing structure of BRMS/400 has changed to make it more financially attractive to any size AS/400 customer. BRMS/400 is now divided into 3 individually priced components:

1. BRMS Standard Product - Backup, Recovery, Media Management and AS/400 Application Client to ADSM
2. BRMS Advanced Functions Feature - Hierarchical Storage Management, Archiving and Dynamic Retrieval.
3. BRMS Networking Feature - allows multiple AS/400s within a network to share a common BRMS database.

Backup Planning

Your ability to ultimately recover any part of your system relies on a solid backup strategy, and this strategy should be implemented in a structured



way to minimize exposures. BRMS can help in making this a reality.

Backups, using BRMS, are implemented through 'Control Groups' or native BRMS backup commands. Control groups are analogous to Control Language Programs without the need for programming expertise. They are easier to create/customize/change without the need to compile or recompile.

BRMS can save libraries, objects, spool files, document library objects and objects in directories (IFS) all within the same control group. Spool files saved using BRMS can be restored with their attributes and overlays intact.

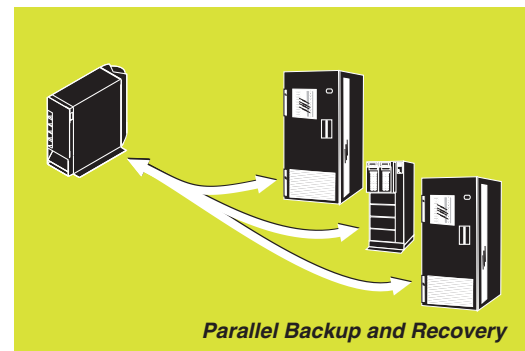
BRMS provides a simple interface to save-while-active. BRMS allows actions such as restarting a subsystem, or allowing users back onto the system while the actual save is still in progress.

Since BRMS tracks what's on each tape and where the tape is located, incremental saves and restores of changed objects become much easier to implement.

Using BRMS, you can do your restricted state saves when it's convenient for you, not just when it's convenient for the system. Since BRMS has its own job log it becomes much easier to track whether previously scheduled backups ran as planned.

If an extra copy of critical backup tapes is required, BRMS quickly and easily marks the tapes for duplication. The original set of tapes can then be kept on-site for immediate access, while the duplicate tapes are sent off-site.

BRMS takes advantage of the Parallel Save/Restore capability of V4R4. BRMS greatly simplifies the administration necessary to implement - and track - the saving and restoring



of individual libraries in parallel, across as many as 32 tape drives. BRMS manages the save so that the library save begins and ends at approximately the same time on all available tape drives. It also automates the definitions necessary to restore from an equal - or fewer - number of drives.

Recovery

The most important function of BRMS/400 is its ability to guide you step by step through the recovery of all or part of your system. You can restore by auxiliary storage pool (ASP), control group, library, object, member, spoolfile, folder, integrated file system or the entire system.

If you have ever had someone delete crucial information you are well aware of the crisis that

can ensue. BRMS can quickly and easily identify which tapes, or save files, contain the latest




backup regardless of its location, for ALL of your data.

If you have ever needed to restore an entire system or take your system to a 'hot site', you understand the complexities involved. BRMS easily creates a report that leads you through the restore of everything from a single member to an entire system. This report not only contains the restore instructions, but also details which tapes will be needed.

Recovery can be as simple as just entering a single BRMS command. BRMS will take care of all the rest of the restore processing, the saved media and its location. If using a media library, BRMS can even mount and demount the volume automatically. BRMS also provides a status screen showing the progress of the recovery.

BRMS facilitates the ability to do a "partial" restore. This way all the critical libraries can be restored first with the less essential libraries to come later.

Media Management



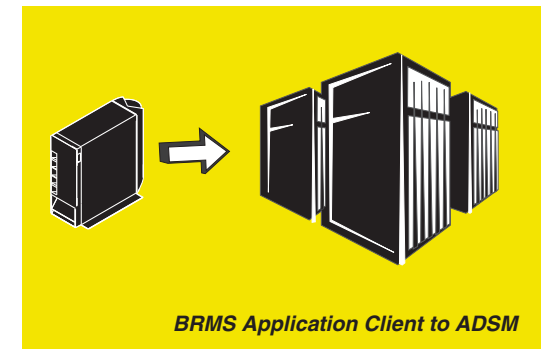
Media services provides management of any media that has been initialized or enrolled in the

inventory. The BRMS database tracks ALL your tapes and save files. It can tell you what data is on each tape, the location of the data on that tape, and the tape's current location.

Have you ever considered a comprehensive tape move strategy but declined due to the complexities involved? If so, BRMS can help you plan and implement a move strategy that keeps critical tapes safe and readily available.

BRMS media management also tracks media errors and notifies you when tapes begin to age or show signs of wearing out prematurely.

BRMS Application Client to ADSM



ADSTAR Distributed Storage Manager (ADSM) has become the premier product in the area of backup/recovery and overall storage management for enterprises with multiple platforms. As these enterprises implement AS/400s, BRMS enables them to include their AS/400s in an overall ADSM strategy.

The AS/400 Application Client to ADSM uses BRMS policies to save non-system AS/400 objects to any one of the family of ADSM servers. BRMS views the ADSM server as one large tape volume and works in conjunction with the ADSM data base to save and restore AS/400 user data.

The BRMS recovery report identifies whether objects are saved to tape or to an ADSM server. The BRMS automated recovery function will connect to the ADSM server automatically to restore user data once the licensed programs and other IBM data have been restored from tape.

