


Licensed Product Library



OS/390

Version 2, December 2000

Licensed Product Library



OS/390

Version 2, December 2000

Note!

Before using this information and the products it supports, be sure to read the general information under Appendix A.

This softcopy collection index is available in an online version in this product library. It has been formatted for viewing by the BookManager Library Readers. You can find it (filename EZ2L2B04.BOO) in its own bookshelf. It is also available as an ASCII file (filename SCINDEX.TXT), as a BookManager file (filename SCINDEX.BOO), and as a PDF file (filename SCINDEX.PDF), in the root directory. The catalog section of the softcopy collection index is available as an HTML file (filename SCINDEX.HTM), in the root directory.

Eighth Edition (December 2000)

This edition applies to the *IBM Licensed Product Library: OS/390 Version 2, December 2000, LK2T-2499-07*.

Requests for IBM publications and additional copies of this product library should be made through your IBM representative, the IBM branch office serving your locality, or IBMLink.

A brief user's survey and comments form appears at the back of this softcopy collection index. After you have used this product library, please take a few minutes and fill it in. You can drop it in the U.S. Mail; the postage has already been paid by IBM. If the form has been removed, or if you have problems installing or using the IBM Online Library, or accessing the books, refer to Do You Have Questions, Problems, or Suggestions? following the index for information on how to contact IBM.

IBM may use or distribute whatever information you supply in any way it believes appropriate without incurring any obligation to you.

© **Copyright International Business Machines Corporation 1997, 2000. All rights reserved.**

US Government Users Restricted Rights – Use, duplication or disclosure restricted by GSA ADP Schedule Contract with IBM Corp.

Contents

What's New in This Product Library	v
Replaced	v
Other Changes	v

Contents of the OS/390 Version 2 Licensed Product Library 1

Chapter 1. Getting Started with This Product Library	3
PDF Files for Books in This Collection	3
Learning More About the IBM Online Library	4
Chapter 2. Catalog for the OS/390 Version 2 Licensed Product Library	5
What's on the CD?	6
Estimating Storage Requirements	6
Estimating Hard Disk Space Requirements	6
Disc Size Summary	6
List of Books in This Product Library - Arranged by Order Number	7
Comprehensive Bookshelves In This Product Library	9
All-OS/390 Version 2 Bookshelf	9
Product Bookshelves in This Product Library	10
DFSMS/MVS V1R4	10
DFSMS/MVS V1R5	10
OS/390 V2R10.0 DFSMS	10
OS/390 V2R10.0 IBM Communications Server	10
OS/390 V2R5.0 eNetwork Communications Server	11
OS/390 V2R6.0 eNetwork Communications Server	11
OS/390 V2R7 eNetwork Communications Server	12
OS/390 V2R8.0 SecureWay Communications Server	12
TCP/IP V3R2 for MVS	12
VTAM for MVS/ESA V4R4	13
Other Bookshelves in This Product Library	14
Booklet for OS/390 Licensed Collection, December 2000	14
IBM Online Library Reference Bookshelf	14
Chapter 3. Catalog of PDF Files in This Collection	15
DFSMS V1R5 and OS/390 V2R9.0 SecureWay Communications Server PDF	15
OS/390 V2R10.0 DFSMS Licensed PDF	15
OS/390 V2R10.0 IBM Communications Server Licensed PDF Kit	16
Chapter 4. Locating Books in This Collection	17
All-Disc Bookshelf	17
Shortcuts to Softcopy Collection Index	17
Softcopy Collection Index	18
HTML Format of Softcopy Collection Index	18
Setting Up Your Browser to Link to the Books on the CD	19
Editing and Other Advanced Uses of SCINDEX.HTM	23
BookManager BOOK Format of Softcopy Collection Index	23
PDF Format of Softcopy Collection Index	25
ASCII Text File Format of Softcopy Collection Index	26

Chapter 5. Other Items in This Product Library	27
Directories Containing the Files in This Product Library	28
Year 2000 Transition Assistance	30
Appendix A. Notices	31
Terms and Conditions for Items in This Product Library	32
Using and Copying Unlicensed Books	32
Using and Distributing the IBM Library Reader Programs	33
Using Licensed Books	33
Trademarks	33
Index	35
Do You Have Questions, Problems, or Suggestions?	37
In the U.S.A.	37
In Other Countries	37
In All Locations	37

What's New in This Product Library

This section summarizes the product bookshelves, books, or other items that have been added, replaced, or removed since the previous edition, LK2T-2499-06. You may want to refer to Chapter 2, "Catalog for the OS/390 Version 2 Licensed Product Library" on page 5 for the specific changes that have been made.

Note: Occasionally books move from one bookshelf to another as products are updated or made obsolete. These changes are not listed here. To find a particular book, try one of the following strategies.

- Search one of the online versions of this book:

- EZ2L2B04.BOO in its own bookshelf
- SCINDEX.BOO in the root directory
- SCINDEX.HTM in the root directory (catalog section only)
- SCINDEX.TXT in the root directory (catalog section only)
- SCINDEX.PDF in the root directory

- Refer to "List of Books in This Product Library - Arranged by Order Number" on page 7.
- Search the "All-Disc" bookshelves. See "Comprehensive Bookshelves In This Product Library" on page 9 for more information.

Replaced

The following items that appeared in the previous edition have been revised because of technical or service changes or enhancements. The previous levels of these items are no longer current and have been removed from this product library. They have been replaced by the revised items.

Product Libraries Replaced	Old Filename	New Filename
Booklet for OS/390 Licensed Collection, December 2000 Online	EZ2L2S03	EZ2L2S04
IBM Online Library Reference Bookshelf	AB0RWT29	AB0RWT2A

Other Changes

- This product library no longer includes the hardcopy versions of the collection booklet (this document) and the *Installing, Managing, and Using the Online Library* book.

If you need hardcopy versions of these books, you can either print one of the softcopy formats, or you can order them separately from the CD-ROM collection:

- *IBM Licensed Product Library: OS/390 Version 2, December 2000, GC23-3397*
- *Installing, Managing, and Using the Online Library, GC31-8311*

Softcopy versions are provided in BookManager, PDF, HTML, and ASCII (text) formats in the root directory of each disc in this collection (including the tools disc). The collection booklet is now called the *softcopy collection index*.

For details on the softcopy files and their locations in this edition of the product library, see Chapter 4, "Locating Books in This Collection" on page 17.

- This product library now includes a program that:
 - Helps you install or update the softcopy tools included with this product library
 - Improves access to the softcopy collection index by putting shortcuts to them on your computer

This install program runs only on Windows 95 (or later), or on Windows NT 4.0 (or later). Users of other operating systems can still install or update the softcopy tools and view the softcopy versions of the collection index and the *Installing, Managing, and Using the Online Library* book directly.

- The new IBM Softcopy Reader runs under Windows 95 (or higher), or Windows NT, with the Java Runtime Environment. It consists of a Book Reader and a Bookshelf Organizer that provide expanded support. For example, you can:
 - Use cut, copy and paste commands to move and copy books from one shelf to another
 - Filter lists of bookshelves and books
 - Delete bookshelf files
 - Perform an exact search on bookshelves
 - Search and work with notes using consolidated interfaces

For details, see the README file and user's guide provided in the self-extracting zip file for the program.

- The latest level of the code is available for downloading from:
<http://booksrv2.raleigh.ibm.com/homepage/new.html>
 - The program is also available on this collection in the **ilrjava** directory.
- You may now use the SoftCopy Librarian (SCL) to obtain and manage bookshelves over the Internet, from the IBM PUBLIB Web site, as well as from other Web sites that provide support for the Softcopy Librarian. For details, see the softcopy version of the *SoftCopy Librarian User's Guide*, GC23-3414, which is in the IBM Online Library Reference Bookshelf.

SoftCopy Librarian is now included on all collection kits for the IBM Online Library. This free program improves softcopy management on an OS/390 (or MVS) host or server, as well as on LANs and workstations. It includes the SCRT, and runs on Windows 95 or later and Windows NT 4.0 or later workstations. For an introduction, see the new SoftCopy Librarian chapter in *Installing, Managing, and Using the Online Library*, GC31-8311. For details, see the softcopy version of the *SoftCopy Librarian User's Guide*, GC23-3414, which is in the IBM Online Library Reference Bookshelf.

An OS/2 version of the SoftCopy Librarian is available for downloading from <ftp://ftp.software.ibm.com/ps/products/ibmreader/tools/ebrsc12.exe>

- This product library includes licensed books from the OS/390 library in Portable Document Format (PDF) form. The PDF files are in the PDF directory, and have the same filenames as the corresponding BookManager BOOK files in this product library. You may use the Adobe** Acrobat** Reader to view and print these books. If you do not have an Acrobat Reader installed, you can

install one from this CD-ROM using the SCTOOLS.EXE program. If this reader is not appropriate for your system, or if you need information on installing and using the Acrobat Reader, see the Adobe Web site: <http://www.adobe.com>

- Automatic shipment of OS/390 V2 Licensed Product Library updates to V2R4.0 and V2R5.0 customers ended after the September 1999 update.

Contents of the OS/390 Version 2 Licensed Product Library

Welcome to the IBM Online Library! ☺

This section describes the contents of this product library.

Topics you may want to look at:	Go to page:
---------------------------------	-------------

If you want an overview of the contents of this product library and how to start using it, see Chapter 1, Getting Started with This Product Library	3
--	---

If you want to plan for the space needed to store this information, see Estimating Storage Requirements	6
--	---

If you want to know exactly what books are included in this product library, see Chapter 2, Catalog for the OS/390 Version 2 Licensed Product Library	5
--	---

If you want to:	27
-----------------	----

- Know the directories containing the books and other products on the CD-ROMs
- Learn how to use the files and tutorials that may be included in this product library

see **Chapter 5, Other Items in This Product Library**

Chapter 1. Getting Started with This Product Library

This is the *IBM Licensed Product Library: OS/390 Version 2*, December 2000, LK2T-2499-07. It contains all the licensed books available online for OS/390 base elements and optional features. Using this product library, you can put a large number of IBM books online and access them without handling individual sets of books and libraries on many CD-ROMs and tapes.

This is an IBM Licensed Product Library. The books in this product library are formatted for display using BookManager BUILD. They can be viewed at your workstation or terminal using any of the following methods.

- The IBM Softcopy Reader, provided at no charge with the library
- The IBM BookManager Library Readers for OS/2, Windows, and DOS, which are provided at no charge with the library
- AS/400 InfoSeeker, which is provided as a part of the Operating System/400 in Version 3
- Any of the IBM BookManager READ licensed programs for MVS or VM
- The IBM BookManager READ component of OS/390

This softcopy collection index contains listings of the contents of the product library. It also contains information to help you determine the size of the online books, indexes, and shelves you need to use, as well as hints for customizing and distributing the Online Library to other workstations in your enterprise. *Installing, Managing, and Using the Online Library*, GC31-8311, included with this product library in softcopy, in the root directory and in the IBM Online Library Reference Bookshelf, will help you install and use the product library on your Windows, OS/2, or DOS workstation using this product library, and the IBM Softcopy Reader or IBM Library Readers in it, as a starting point. If you have already installed an IBM Online Library on your workstation or host, you can use the books in this product library with your library as you would use the books in any collection that is part of the IBM Online Library.

For information on using this collection with the IBM reader programs, refer to the IBM Online Library Reference Bookshelf included in this product library.

Note: This softcopy collection index is available in an online version in this product library. It has been formatted for viewing by the IBM reader programs. You can find it (filename EZ2L2B04.BOO) in its own bookshelf. It is also available as an ASCII file (filename SCINDEX.TXT), as a BookManager file (filename SCINDEX.BOO), and as a PDF file (filename SCINDEX.PDF), in the root directory. The catalog section of the softcopy collection index is available as an HTML file (filename SCINDEX.HTM), in the root directory.

PDF Files for Books in This Collection

Printable files in Portable Document Format (PDF) are available for selected books in this collection. These PDF files are provided in the \pdf directory on this collection. The PDF files have the same filenames as the corresponding BookManager BOOK files contained on this collection. For a list of the PDF files, see Chapter 3, "Catalog of PDF Files in This Collection" on page 15.

You can use an Adobe** Acrobat** Reader to view and print the PDF files. If you do not already have an Acrobat Reader installed, you may install one from the CD-ROM using the SCTOOLS.EXE program. If this reader is not appropriate for your system, or if you need information about installing and using an Acrobat Reader, see the Adobe Web site at <http://www.adobe.com>

Learning More About the IBM Online Library

To learn more about the IBM Online Library organization and availability, visit the S/390 Online Library home page on the World Wide Web at:
<http://www.ibm.com/s390/products/softcopy/>

For a list of the other collections that are available and the product libraries they contain, access <http://www.elink.ibm.com/pbl/pbl>. If you do not have access to the World Wide Web, refer to CKITLIST.TXT in the root directory of this CD-ROM.

Chapter 2. Catalog for the OS/390 Version 2 Licensed Product Library

This is the catalog for the OS/390 Version 2 licensed product library.

Current Libraries

The product libraries included in this product library contain the latest available updates of the books. Some books have not been updated since the previous release of the product and are still valid for the current release of the product.

This catalog contains:

Book Lists

- All books arranged numerically by order number

Each book list contains the following information:

- The order number of the printed version of each book
- The title of each book
- The file name of each book

Bookshelf Lists

- Comprehensive bookshelves
 - An all-collection bookshelf
- Licensed bookshelves arranged alphabetically by product
- Other bookshelves arranged alphabetically

Each bookshelf list contains the following information:

- The full name of the bookshelf
- The program number (if the bookshelf contains a product library)
- The titles of the books
- The file names of the books, the bookshelf, and the bookshelf search index
- The sizes of the books, the bookshelf, and the bookshelf search index
- The total size of the bookshelf

Notes:

1. Sizes are given in megabytes, rounded to the nearest hundredth (1MB = 1 000 000 bytes).
2. The “*” in the first column of the tables identifies the books, bookshelves, and search indexes that are new or changed.

For a complete description of technical and service changes, see the “Summary of Amendments” in the indicated books.

3. The product books, bookshelves, and bookshelf search indexes in the IBM Online Library are named according to the following pattern:

bbbbbbss

Where:

bbbbbb is a six-character identifier for a book, bookshelf, or bookshelf search index. This identifier is always the same for the book to which it is assigned.

ss is a two-digit sequence number that identifies the level of the book, bookshelf, or bookshelf search index. This sequence number changes each time a new level of the book, bookshelf, or bookshelf search index is released.

4. All books in this product library appear in U.S. English.

What's on the CD?

This library contains one CD-ROM, organized as follows:

- Licensed libraries for OS/390 Version 2
- Softcopy tools
- Install program for softcopy tools

This disc also includes online versions of the softcopy collection index and the *Installing, Managing, and Using the Online Library* book.

Estimating Storage Requirements

If you are uploading files to a host, you might want information about capacities on direct access storage devices (DASD). See *Installing, Managing, and Using the Online Library* for tables and formulas you can use to determine the approximate number of tracks or cylinders you will need.

Estimating Hard Disk Space Requirements

If you are copying books to a hard disk, refer to the sizes of books, bookshelves, and bookshelf search indexes listed in the "Disc Size Summary" and in the individual bookshelf descriptions in the Chapter 2, "Catalog for the OS/390 Version 2 Licensed Product Library" on page 5.

Disc Size Summary

Title	MB
All-product library bookshelf	0.01
All-product library bookindex	9.06
Individual bookshelves on the disc	0.01
Individual bookindexes on the disc	12.39
All books on the disc	4.47
Total Size of Product Library	25.93

List of Books in This Product Library - Arranged by Order Number

Order No.	Title	Filename	
*	GC23339707	Booklet for OS/390 Licensed Collection, December 2000	EZ2L2B04
	GC23341406	IBM SoftCopy Librarian: User's Guide	EBRSCLO6
	GC23366307	IBM Softcopy Receiver Tool (SCRT) V1.3 for VM & MVS	EBR00203
	GC28170000	IBM Online Library Softcopy Collection Kit User's Guide	AB0HEV00
	GC28198702	OS/390 V2R4.0 Bookmanager Hints and Tips	E0Z1J102
*	GC31831116	Installing, Managing, and Using the Online Library	AB0IN016
	LY27960604	DFSMS/MVS V1R4 DFSMSdftp Diagnosis Reference	DGT1R103
	LY27960605	DFSMS/MVS V1R5 DFSMSdftp Diagnosis Reference	DGT1R104
	LY27960703	DFSMS/MVS V1R4 DFSMSShsm Diagnosis Guide	DGT1D303
	LY27960704	DFSMS/MVS V1R5 DFSMSShsm Diagnosis Guide	DGT1D310
	LY27960803	DFSMS/MVS V1R4 DFSMSShsm Diagnosis Reference	DGT1R403
	LY27960804	DFSMS/MVS V1R5 DFSMSShsm Diagnosis Reference	DGT1R410
	LY27960904	DFSMS/MVS V1R4 DFSMSdss Diagnosis Guide	DGT1D603
	LY27960905	DFSMS/MVS V1R5 DFSMSdss Diagnosis Guide	DGT1D610
	LY35011100	OS/390 V2R10.0 DFSMSShsm Diagnosis Guide	DGT1D320
	LY35011200	OS/390 V2R10.0 DFSMSShsm Diagnosis Reference	DGT1R420
	LY35011300	OS/390 V2R10.0 DFSMSdss Diagnosis Guide	DGT1D620
	LY43007500	VTAM V4R4 Customization	ISTJ0002
	LY43007600	VTAM V4R4 Data Areas for MVS Vol1	ISTS4002
	LY43007700	VTAM V4R4 Data Areas for MVS Vol2	ISTT4001
	LY43007800	VTAM V4R4 Diagnosis	ISTS2002
	LY43007900	OS/390 eNetwork Communications Server: SNA Diagnosis	F1AT9000
	LY43007901	OS/390 eNetwork Communications Server: SNA Diagnosis Volume 1	F1AT9001
	LY43007902	OS/390 eNetwork Communications Server: SNA Diagnosis Volume 1	F1AT9010
	LY43007903	OS/390 SecureWay CS: SNA Diagnosis Volume 1, Techniques & Procedures	F1AT9020
	LY43007904	OS/390 V2R10 IBM CS SNA Diagnosis Volume 1, Techniques & Procedures	F1AT9030
	LY43008000	OS/390 eNetwork Communications Server: SNA Diagnosis Volume 2	F1AU1000
	LY43008001	OS/390 eNetwork Communications Server: SNA Diagnosis Volume 2	F1AU1010
	LY43008002	OS/390 SecureWay CS: SNA Diagnosis Volume 2, FFST Dumps & the VIT	F1AU1020
	LY43008003	OS/390 V2R10.0 IBM CS SNA Diagnosis Volume 2, FFST Dumps & the VIT	F1AU1030
	LY43010503	TCP/IP V3R2 for MVS Diagnosis Guide	EZAS2003
	LY43011000	OS/390 eNetwork Communications Server: SNA Customization	F1AJ6000
	LY43011001	OS/390 SecureWay Communications Server: SNA Customization	F1AJ6010
	LY43011002	OS/390 V2R10.0 IBM CS SNA Customization	F1AJ6020
	LY43011100	OS/390 eNetwork Communications Server: Data Areas Volume 1	F1AS4000
	LY43011101	OS/390 eNetwork Communications Server: Data Areas Volume 1	F1AS4001
	LY43011102	OS/390 eNetwork Communications Server: Data Areas Volume 1	F1AS4010
	LY43011103	OS/390 SecureWay Communications Server: SNA Data Areas Volume 1	F1AS4020
	LY43011104	OS/390 V2R10.0 IBM CS SNA Data Areas Volume 1	F1AS4030

Order No.	Title	Filename
LY43011200	OS/390 eNetwork Communications Server: Data Areas Volume 2	F1AT2000
LY43011201	OS/390 eNetwork Communications Server: Data Areas Volume 2	F1AT2001
LY43011202	OS/390 eNetwork Communications Server: Data Areas Volume 2	F1AT2010
LY43011203	OS/390 SecureWay Communications Server: SNA Data Areas Volume 2	F1AT2020
LY43011204	OS/390 V2R10.0 IBM CS SNA Data Areas Volume 2	F1AT2030
SC34306501	BookManager Library Reader for Windows V2.0.1 User's Guide	EJRL2M01
SC34316401	IBM Softcopy Reader User's Guide	HLCRUG01

Comprehensive Bookshelves In This Product Library

Note: These numbers are estimates.

All-OS/390 Version 2 Bookshelf

Title	Filename	MB
All-product library Bookshelf	EZ2L2107	0.01
All-product library Bookindex	EZ2L2107	9.06
All books in product library	N/A	4.47
Total size:		13.53

Product Bookshelves in This Product Library

DFSMS/MVS V1R4

Product Name (Number): OS/390 Version 2 Release 4.0 (5647-A01)

Title	Order No.	Filename	MB
Bookshelf	N/A	DGTLBK04	0.01
Bookshelf Search Index	N/A	DGTLBK04	0.81
DFSMS/MVS V1R4 DFSMSdftp Diagnosis Reference	LY27960604	DGT1R103	1.49
DFSMS/MVS V1R4 DFSMSdsss Diagnosis Guide	LY27960904	DGT1D603	0.18
DFSMS/MVS V1R4 DFSMSHsm Diagnosis Guide	LY27960703	DGT1D303	0.32
DFSMS/MVS V1R4 DFSMSHsm Diagnosis Reference	LY27960803	DGT1R403	0.71
Total size			3.52

DFSMS/MVS V1R5

Product Names (Numbers): OS/390 Version 2 Release 7.0 (5647-A01),
DFSMS/MVS Version 1 Release 5.0 (5695-DF1)

Title	Order No.	Filename	MB
Bookshelf	N/A	DGT1LBK1	0.01
Bookshelf Search Index	N/A	DGT1BKL1	0.82
DFSMS/MVS V1R5 DFSMSdftp Diagnosis Reference	LY27960605	DGT1R104	1.56
DFSMS/MVS V1R5 DFSMSdsss Diagnosis Guide	LY27960905	DGT1D610	0.16
DFSMS/MVS V1R5 DFSMSHsm Diagnosis Guide	LY27960704	DGT1D310	0.33
DFSMS/MVS V1R5 DFSMSHsm Diagnosis Reference	LY27960804	DGT1R410	0.68
Total size			3.56

OS/390 V2R10.0 DFSMS

Product Name (Number): OS/390 DFSMS Version 2 Release 10.0 (5647-A01)

Title	Order No.	Filename	MB
Bookshelf	N/A	DGTYBK00	0.01
Bookshelf Search Index	N/A	DGTYBK00	0.41
OS/390 V2R10.0 DFSMSdsss Diagnosis Guide	LY35011300	DGT1D620	0.16
OS/390 V2R10.0 DFSMSHsm Diagnosis Guide	LY35011100	DGT1D320	0.34
OS/390 V2R10.0 DFSMSHsm Diagnosis Reference	LY35011200	DGT1R420	0.74
Total size			1.66

OS/390 V2R10.0 IBM Communications Server

Product Name (Number): OS/390 Communications Server Version 02 Release
10.00 (5647-A01)

Title	Order No.	Filename	MB
Bookshelf	N/A	F1F0BK04	0.01
Bookshelf Search Index	N/A	F1F0BK04	1.64

Title	Order No.	Filename	MB
OS/390 V2R10 IBM CS SNA Diagnosis Volume 1, Techniques & Procedures	LY43007904	F1AT9030	2.29
OS/390 V2R10.0 IBM CS SNA Customization	LY43011002	F1AJ6020	0.74
OS/390 V2R10.0 IBM CS SNA Data Areas Volume 1	LY43011104	F1AS4030	1.54
OS/390 V2R10.0 IBM CS SNA Data Areas Volume 2	LY43011204	F1AT2030	0.68
OS/390 V2R10.0 IBM CS SNA Diagnosis Volume 2, FFST Dumps & the VIT	LY43008003	F1AU1030	2.08
Total size			8.98

OS/390 V2R5.0 eNetwork Communications Server

Product Name (Number): OS/390 eNetwork Communications Server Version 2
Release 5.0 (5647-A01)

Title	Order No.	Filename	MB
Bookshelf	N/A	F1F0BK00	0.01
Bookshelf Search Index	N/A	F1F0BK00	1.66
OS/390 eNetwork Communications Server: Data Areas Volume 1	LY43011100	F1AS4000	1.58
OS/390 eNetwork Communications Server: Data Areas Volume 2	LY43011200	F1AT2000	0.68
OS/390 eNetwork Communications Server: SNA Customization	LY43011000	F1AJ6000	0.58
OS/390 eNetwork Communications Server: SNA Diagnosis	LY43007900	F1AT9000	1.98
Total size			6.49

OS/390 V2R6.0 eNetwork Communications Server

Product Name (Number): OS/390 eNetwork Communications Server Version 2
Release 6.0 (5647-A01)

Title	Order No.	Filename	MB
Bookshelf	N/A	F1F0BK01	0.01
Bookshelf Search Index	N/A	F1F0BK01	1.60
OS/390 eNetwork Communications Server: Data Areas Volume 1	LY43011101	F1AS4001	1.47
OS/390 eNetwork Communications Server: Data Areas Volume 2	LY43011201	F1AT2001	0.68
OS/390 eNetwork Communications Server: SNA Customization	LY43011000	F1AJ6000	0.58
OS/390 eNetwork Communications Server: SNA Diagnosis Volume 1	LY43007901	F1AT9001	2.23
OS/390 eNetwork Communications Server: SNA Diagnosis Volume 2	LY43008000	F1AU1000	1.66
Total size			8.23

OS/390 V2R7 eNetwork Communications Server

Product Names (Numbers): OS/390 eNetwork Communications Server Version 02 Release 07.00 (5647-A01), OS/390 eNetwork Communications Server Version 02 Release 06.00 (5647-A01)

Title	Order No.	Filename	MB
Bookshelf	N/A	F1F0BK02	0.01
Bookshelf Search Index	N/A	F1F0BK02	1.48
OS/390 eNetwork Communications Server: Data Areas Volume 1	LY43011102	F1AS4010	1.57
OS/390 eNetwork Communications Server: Data Areas Volume 2	LY43011202	F1AT2010	0.68
OS/390 eNetwork Communications Server: SNA Diagnosis Volume 1	LY43007902	F1AT9010	2.23
OS/390 eNetwork Communications Server: SNA Diagnosis Volume 2	LY43008001	F1AU1010	1.73
Total size			7.70

OS/390 V2R8.0 SecureWay Communications Server

Product Name (Number): OS/390 SecureWay Communications Server Version 02 Release 08.00 (5647-A01)

Title	Order No.	Filename	MB
Bookshelf	N/A	F1F0BK03	0.01
Bookshelf Search Index	N/A	F1F0BK03	1.63
OS/390 SecureWay Communications Server: SNA Customization	LY43011001	F1AJ6010	0.73
OS/390 SecureWay Communications Server: SNA Data Areas Volume 1	LY43011103	F1AS4020	1.49
OS/390 SecureWay Communications Server: SNA Data Areas Volume 2	LY43011203	F1AT2020	0.69
OS/390 SecureWay CS: SNA Diagnosis Volume 1, Techniques & Procedures	LY43007903	F1AT9020	2.24
OS/390 SecureWay CS: SNA Diagnosis Volume 2, FFST Dumps & the VIT	LY43008002	F1AU1020	2.04
Total size			8.83

TCP/IP V3R2 for MVS

Product Name (Number): TCP/IP for MVS Version 3 Release 2.0 (5655-HAL)

Title	Order No.	Filename	MB
Bookshelf	N/A	EZALBK03	0.01
Bookshelf Search Index	N/A	EZALBK03	0.44
TCP/IP V3R2 for MVS Diagnosis Guide	LY43010503	EZAS2003	1.64
Total size			2.09

VTAM for MVS/ESA V4R4

Product Name (Number): VTAM V4R4 for MVS/ESA Version 4 Release 4.0
(5695-117)

Title	Order No.	Filename	MB
Bookshelf	N/A	ISTMBK00	0.01
Bookshelf Search Index	N/A	ISTMBK00	1.64
VTAM V4R4 Customization	LY43007500	ISTJ0002	0.60
VTAM V4R4 Data Areas for MVS Vol1	LY43007600	ISTS4002	1.60
VTAM V4R4 Data Areas for MVS Vol2	LY43007700	ISTT4001	0.70
VTAM V4R4 Diagnosis	LY43007800	ISTS2002	1.92
Total size			6.47

Other Bookshelves in This Product Library

Booklet for OS/390 Licensed Collection, December 2000

Title	Order No.	Filename	MB
* Bookshelf	N/A	EZ2L2S04	0.01
* Bookshelf Search Index	N/A	EZ2L2S04	0.06
* Booklet for OS/390 Licensed Collection, December 2000	GC23339707	EZ2L2B04	0.09
Total size			0.16

IBM Online Library Reference Bookshelf

Title	Order No.	Filename	MB
* Bookshelf	N/A	AB0RWT2A	0.01
* Bookshelf Search Index	N/A	AB0RWT2A	0.25
* Installing, Managing, and Using the Online Library	GC31831116	AB0IN016	0.23
BookManager Library Reader for Windows V2.0.1 User's Guide	SC34306501	EJRL2M01	0.91
IBM Online Library Softcopy Collection Kit User's Guide	GC28170000	AB0HEV00	0.93
IBM SoftCopy Librarian: User's Guide	GC23341406	EBRSCLO6	0.14
IBM Softcopy Reader User's Guide	SC34316401	HLCRUG01	2.14
IBM Softcopy Receiver Tool (SCRT) V1.3 for VM & MVS	GC23366307	EBR00203	0.07
OS/390 V2R4.0 Bookmanager Hints and Tips	GC28198702	E0Z1J102	0.05
Total size			4.73

Chapter 3. Catalog of PDF Files in This Collection

This catalog lists all PDF files included in this collection. The PDF files are available for selected books in this collection, and have the same filenames as the corresponding BookManager BOOK files.

DFSMS V1R5 and OS/390 V2R9.0 SecureWay Communications Server PDF

Title	Order number	Filename	MB
DFSMS/MVS V1R5 DFSMSdfp Diagnosis Reference	LY27960605	DGT1R104	1.81
DFSMS/MVS V1R5 DFSMSdss Diagnosis Guide	LY27960905	DGT1D610	0.41
DFSMS/MVS V1R5 DFSMSshm Diagnosis Guide	LY27960704	DGT1D310	1.78
DFSMS/MVS V1R5 DFSMSshm Diagnosis Reference	LY27960804	DGT1R410	0.87
OS/390 eNetwork Communications Server: Data Areas Volume 1	LY43011102	F1AS4010	0.77
OS/390 eNetwork Communications Server: Data Areas Volume 2	LY43011202	F1AT2010	1.15
OS/390 eNetwork Communications Server: SNA Diagnosis Volume 1	LY43007901	F1AT9001	1.96
OS/390 eNetwork Communications Server: SNA Diagnosis Volume 1	LY43007902	F1AT9010	2.08
OS/390 eNetwork Communications Server: SNA Diagnosis Volume 2	LY43008000	F1AU1000	1.41
OS/390 eNetwork Communications Server: SNA Diagnosis Volume 2	LY43008001	F1AU1010	1.54
OS/390 SecureWay CS: SNA Customization	LY43011001	F1AJ6010	2.02
OS/390 SecureWay CS: SNA Diagnosis Volume 1, Techniques & Procedures	LY43007903	F1AT9020	1.98
OS/390 SecureWay CS: SNA Diagnosis Volume 2, FFST Dumps & the VIT	LY43008002	F1AU1020	1.64
Total Size			19.46

OS/390 V2R10.0 DFSMS Licensed PDF

Product Name (Number): OS/390 DFSMS Version 2 Release 10.0 (5647-A01)

Title	Order No.	Filename	MB
OS/390 V2R10.0 DFSMSdss Diagnosis Guide	LY35011300	DGT1D620	0.45
OS/390 V2R10.0 DFSMSshm Diagnosis Guide	LY35011100	DGT1D320	1.28
OS/390 V2R10.0 DFSMSshm Diagnosis Reference	LY35011200	DGT1R420	1.24
Total size			2.97

OS/390 V2R10.0 IBM Communications Server Licensed PDF Kit

Product Name (Number): OS/390 Communications Server Version 02 Release
10.00 (5647-A01)

	Title	Order No.	Filename	MB
*	OS/390 V2R10 IBM CS SNA Diagnosis Volume 1, Techniques & Procedures	LY43007905	F1AT9031	2.60
*	OS/390 V2R10.0 IBM CS SNA Customization	LY43011003	F1AJ6021	2.39
*	OS/390 V2R10.0 IBM CS SNA Data Areas Volume 1	LY43011105	F1AS4031	1.93
*	OS/390 V2R10.0 IBM CS SNA Data Areas Volume 2	LY43011205	F1AT2031	1.01
*	OS/390 V2R10.0 IBM CS SNA Diagnosis Volume 2, FFST Dumps & the VIT	LY43008004	F1AU1031	2.06
	Total size			9.99

Chapter 4. Locating Books in This Collection

Several aids in this collection can help you find books without having to switch discs frequently.

- For each disc containing BookManager files, an all-disc bookshelf for searching the content of all books on that disc (see “All-Disc Bookshelf”)
- Shortcuts to softcopy collection index (see “Shortcuts to Softcopy Collection Index”)
- Various formats of the softcopy collection index (see “Softcopy Collection Index” on page 18)

Note: The softcopy collection index is an online guide to this collection.

All-Disc Bookshelf

If you haven't narrowed your search to a product library or book but you know which disc to look on, the "All-Disc" bookshelf on that disc can help you find the book you need. After inserting the disc, go to the bookshelf titled "All-Disc x Bookshelf" and use it to search the contents of all the BookManager BOOK files on the disc. This search takes a while since you are usually searching the contents of several hundred books.

Shortcuts to Softcopy Collection Index

This collection includes a program for installing softcopy tools that can also put shortcuts to the softcopy collection index on your desktop and in your program list. These shortcuts give you quick and easy access to the softcopy publications on whatever disc is in your CD-ROM drive.

Who can use this install program?

The program for installing softcopy tools and shortcuts to the softcopy collection index runs only on Windows 95 (or later), or on Windows NT 4.0 (or later).

For more information about the program for installing softcopy tools, see SCREADME.TXT on the tools disc for this collection.

Users of other operating systems can still manually install or update the tools on the tools disc and view the softcopy collection index directly.

The shortcuts work with any CD-ROM collection that includes the program for installing softcopy tools—just insert one of the discs containing softcopy publications. The softcopy collection index has the same filename (SCINDEX) on all CD-ROM libraries or collections that include the program for installing softcopy tools. So, once you have the shortcuts to the softcopy collection index on your computer, you can reuse them. You do not need to install separate shortcuts for each CD-ROM library or collection.

Clicking on a shortcut opens the softcopy collection index, which lists all the books in the library or collection, including the disc number containing the files. From the HTML format of the index, you can search for keywords in the file and open the

softcopy files for the libraries and publications listed, provided that the disc containing those softcopy files is in your CD-ROM drive.

By default, the shortcut initially displays the HTML format of the softcopy collection index, but you can choose to see the collection index in any of the formats provided. See “Softcopy Collection Index” for information about the different formats.

Softcopy Collection Index

This collection includes four formats of a softcopy collection index to help you locate specific books and bookshelves. The available formats are:

- **HTML:** For viewing with a Web browser. For more information about using the HTML file, see “HTML Format of Softcopy Collection Index.”
- **BookManager:** For viewing and searching with either IBM Softcopy Reader or an IBM Library Reader. For more information about using the BookManager file, see “BookManager BOOK Format of Softcopy Collection Index” on page 23.

Note: When you select the BookManager format from the shortcut, you may see a warning message prompting you to select whether to open the file or save it to disk. Select *Open it*. Also, to view BookManager files without being interrupted by this warning, uncheck the box *Always ask before opening this type of file*, which is also displayed in this warning message.

- **PDF:** For viewing and printing with an Adobe Acrobat Reader. For more information about using the PDF file, see “PDF Format of Softcopy Collection Index” on page 25.
- **Text (ASCII):** For viewing with a workstation file viewer. For more information about using the TXT file, see “ASCII Text File Format of Softcopy Collection Index” on page 26.

HTML Format of Softcopy Collection Index

The HTML file for the catalog portion of the softcopy collection index is called SCINDEX.HTM. It is in the root directory of each CD in this collection. You can view this file with a Web browser. Netscape and Internet Explorer are two popular browsers. While viewing this HTML file, you can scroll through it or search for an order number, keyword, or phrase in the title of a specific book or bookshelf.

You can set up your browser to link to the books on the CD after you locate the book you want. If you do not set up your browser for links, you can still view and search the HTML file to locate the disc that the book is on.

To use SCINDEX.HTM, do the following:

- 1 Insert any CD from this collection into your CD drive.
- 2 Do **one of** the following:
 - If you installed shortcuts to the softcopy collection index, double-click one of the shortcuts. The shortcut displays SCINDEX.HTM.

- If you did not install shortcuts to the softcopy collection index, go to the root directory and open SCINDEX.HTM.

3 From SCINDEX.HTM, you can do any of the following:

- Scroll through SCINDEX.HTM to find what you want.
- Use the Find function to find the order number, keyword, or phrase in a book or bookshelf title.

Note: You may get more than one hit for the same book, because a book might be listed in more than one place.

4 When you have determined which disc the book is on, replace the disc you are looking at with the correct disc, if necessary.

5 Do **one of** the following:

If You Have Set Up Your Browser for Links: Click on the link in SCINDEX.HTM to open the book.

Notes:

- a. For instructions on setting up your browser, see “Setting Up Your Browser to Link to the Books on the CD.”
- b. In SCINDEX.HTM, when you click on a link to a book, you may see a warning message prompting you to select whether to open the file or save it to disk. Select *Open it*. To view files without being interrupted by this warning, uncheck the box *Always ask before opening this type of file*.

If You Have Not Set Up Your Browser for Links: Proceed as usual to locate and open the book with IBM Softcopy Reader or an IBM Library Reader.

Setting Up Your Browser to Link to the Books on the CD

You can use the HTML collection index without setting up your browser to link to the BookManager files. However, although you will be able to read what is on each disc in the collection, you will not be able to open the books.

To link to and open the BookManager files from the HTML file, your browser preferences must specify which program it should use to open files with the various BookManager file extensions (BKS, BKSHELF, BKI, BKINDEX, BOO, and BOOK).

If you want your browser to link to BookManager files, first install IBM Softcopy Reader or the IBM Library Reader of your choice. You can use the install program provided with this collection to install either of these tools.

- **IBM Softcopy Reader:** If you install a copy of IBM Softcopy Reader from September 2000 (V2.3.1) or later and agree to have Softcopy Reader be the default reader for BookManager files, the installation process automatically sets up the browser preferences to call IBM Softcopy Reader to open BookManager files.

Otherwise, you cannot set up browser preferences for Softcopy Reader.

- **IBM Library Reader:** If you install an IBM Library Reader, you must set up the browser preferences yourself.

Make a note of where you installed the reader. You will need this information to complete the setup. Then set up your browser preferences using one of the following examples, depending on your browser and operating system.

Example for a Windows Workstation with Netscape 4.5: This example assumes that you installed IBM Library Reader for Windows on your C drive, under Program Files\IBM\IBM Library Reader for Windows.

1 Start Netscape.

2 Go to the menu bar and click on Edit.

3 Click on Preferences.

4 Click on Applications under the heading Navigator.

Note: If the Applications choice is not showing, click on the + sign to uncompress the Navigator list.

5 Click on New Type.

6 In the New Type window:

a. Under Description of type, enter:

BookManager book

What you type here does not matter as long as it makes sense to you.

b. Under File Extension, enter:

boo

c. Under MIME Type, enter:

Application

d. Under Application to use, enter:

readibm.exe /b %1

e. Click on OK.

7 Click on New Type.

8 In the New Type window:

a. Under Description of type, enter:

BookManager bookshelf

What you type here does not matter as long as it makes sense to you.

b. Under File Extension, enter:

bks

c. Under MIME Type, type:

Application

d. Under Application to use, enter:

readibm.exe /s %1

e. Click on OK.

9 Close Preferences.

Example for a Windows Workstation with Microsoft Internet Explorer 4.0:

This example assumes that you installed IBM Library Reader for Windows on your C drive, under Program Files\IBM\IBM Library Reader for Windows.

1 Go to My Computer →View →Options→File Types.

2 Click on New Type.

3 In the New Type window:

a. Under Description of Type, enter:

BookManager book

What you type here does not matter as long as it makes sense to you.

b. Under Associated extension, enter:

boo

c. Under Content Type (MIME), enter:

Application

d. Under Default Extension for Content Type, select:

.boo

e. Click the New ... option to specify the program to use.

f. In the New Action window under Action, enter:

readibm.exe /b %1

g. Under Application to use to perform, click the Browse button and click this sequence of drives, folders, and files: C →Program Files →IBM →IBM Library Reader for Windows →READIBM.EXE.

h. Click on OK to close the New Action window.

i. Click on Close to close the New Type window.

4 Click on New Type.

5 In the New Type window:

a. Under Description of Type, enter:

BookManager bookshelf

What you type here does not matter as long as it makes sense to you.

b. Under Associated extension, enter:

bks

c. Under Content Type (MIME), enter:

Application

d. Under Default Extension for Content Type, select:

.bks

e. Click the New ... option to specify the program to use.

f. In the New Action window under Action, enter:

```
readibm.exe /s %1
```

g. Under Application to use to perform, click the Browse button and click this sequence of drives, folders, and files: C →Program Files →IBM →IBM Library Reader for Windows →READIBM.EXE.

h. Click on OK to close the New Action window.

i. Click on Close to close the New Type window.

6 Close Options.

7 Close My Computer

Example for an OS/2 Workstation with Netscape 2.0: This example assumes that you installed IBM Library Reader/2 on your D drive, under READIBM2.

1 Start Netscape.

2 Go to the menu bar and click on options.

3 Click on General preferences.

4 Click on the Helpers tab.

5 Click on the Create New Type button.

6 In the Mime Type field, type:
Application

7 In the SubType field, type:
bookmgr

What you type here does not matter as long as it makes sense to you.

8 Click on the OK button.

9 In the File Extensions field, type:
book,boo,bkshelf,bks,bkindex,bki

Note: This might seem like a lot of filetypes, but if you put your BookManager files on a HPFS or OpenEdition filesystem, you can use the longer filenames.

10 Click on the Launch the Application button.

11 In the Launch the Application field, type:
d:\readibm2\readibm.exe

12 Close the preferences.

Editing and Other Advanced Uses of SCINDEX.HTM

The default links in SCINDEX.HTM use the drive or directory of the page that contains the link. So, if you are viewing SCINDEX.HTM from your CD-ROM drive, the links look for the BookManager book and bookshelf files in that same drive. (Keep in mind that SCINDEX.HTM lists all files on all the discs for the CKIT. So, a link will fail if the disc inserted in the CD-ROM drive is not the one that contains the file you are trying to link to.)

Important: As installed, the shortcuts to the softcopy collection index assume that SCINDEX.HTM and all the files it links to are on a disc in the CD-ROM drive. The same is true for the various xxFRAME.HTM files on the tools disc, which are used by the shortcuts and by SCTOOLS.EXE. Therefore, these files must also be updated if you plan to use them to access SCINDEX.HTM or any of the files it links to from a location other than the CD-ROM drive, as described in the information that follows.

There are cases when you may need to copy SCINDEX.HTM from the CD-ROM and edit it:

- The links assume that the book and bookshelf files are still in \BOOKS and \SHELVES directories. If you moved the files into other directories, you must edit the links in SCINDEX.HTM to point to those directories.
- The links assume that you are using SCINDEX.HTM and the book and bookshelf files from the same drive. There may be situations when you cannot do this. For instance, if you are linking to books that are accessible on a server, you must change the links to match the drive letter on which the books and bookshelves are mounted.

You can also make more advanced uses of the HTML file:

- Put the books and shelves on a network file system (NFS) or local area network (LAN) server and use SCINDEX.HTM as an index to the entire collection. Remember to change the links and directories to match your installation.
- Put the books and shelves on a VM-based byte file system (BFS) or an OS/390-based hierarchical file system (HFS). This lets you use a large host-based LAN server that gives you access to all the discs and several different collections at once.
- Look at the coding for the links in the HTML and create your own HTML links to launch your own BookManager books. Remember to set your browser preferences correctly.

BookManager BOOK Format of Softcopy Collection Index

The BookManager format of the complete softcopy collection index is provided in two locations, under two different filenames. (Other than the filenames, the two files are identical.)

- The copy accessible through the shortcuts is called SCINDEX.BOO. It is in the root directory of each CD in the collection.
- The other copy is called EZ2L2B04.BOO. It is located in its own bookshelf on each CD in the collection, other than the tools disc (if a separate tools disc is provided). For example, in the OS/390 Collection the bookshelf is called "Booklet for OS/390 Collection."

The BookManager format provides the best search function of all the formats. It can also be used to print selected sections of the book, but the PDF format is recommended for printing large sections or an entire book.

You can view either copy of the BOOK file with IBM Softcopy Reader, an IBM Library Reader, or an IBM BookManager READ program. While viewing the BOOK file, you can scroll through it or search it for an order number, keyword, or phrase in the title of a specific book or bookshelf. If you locate the book you want, you can then see which disc it is on.

To use SCINDEX.BOO, do the following:

- 1 Insert any CD from this collection into your CD drive.
- 2 Do **one of** the following:
 - If you installed shortcuts to the softcopy collection index, double-click one of the shortcuts. Then click to select the BookManager format of the collection index.
 - If you did not install shortcuts to the softcopy collection index, go to the root directory and open SCINDEX.BOO.
- 3 You can do any of the following:
 - Scroll through SCINDEX.BOO to find what you want.
 - Go directly to the section of SCINDEX.BOO titled “Catalog for *name* Collection” and scroll through the lists.
 - Search for an order number, keyword, or phrase in a book or bookshelf title.
Note: You may get more than one hit for the same book, because a book might be listed in more than one place.
- 4 When you have determined the disc the book is on, replace the disc you are looking at with the correct disc, if necessary.
- 5 Refresh the view and proceed as usual to locate and open the book.

To use EZ2L2B04.BOO, do the following:

- 1 Insert any CD from this collection (other than the tools disc, if a separate tools disc is provided) into your CD drive.
- 2 Display the list of bookshelves. Do **one of** the following:
 - Change to the drive letter of your CD drive and enter the command to start your reader or select its icon and list the bookshelves on the CD.
The list of bookshelves will appear.
 - Locate the BookManager icon.
 - Click on the start menu and select the BookManager reader.
The list of bookshelves will appear.

- 3 In the list of bookshelves, look for the bookshelf titled “Booklet for *name* Collection.”
- 4 Open the bookshelf.
- 5 Open the booklet.
- 6 You can do any of the following:
 - Scroll through the booklet to find what you want.
 - Go directly to the section of the booklet titled “Catalog for *name* Collection” and scroll through the lists.
 - Search for an order number, keyword, or phrase in a book or bookshelf title.

Note: You may get more than one hit for the same book, because a book might be listed in more than one place.
- 7 When you have determined the disc the book is on, replace the disc you are looking at with the correct disc, if necessary.
- 8 Refresh the view and proceed as usual to locate and open the book.

PDF Format of Softcopy Collection Index

The PDF file for the complete softcopy collection index is called SCINDEX.PDF. It is in the root directory of each CD in this collection. From the PDF file you can print high-quality output that looks very similar to printed books received from IBM.

You can view the PDF file with an Adobe Acrobat Reader. While viewing the PDF file, you can scroll through it or find an order number, keyword, or phrase in the title of a specific book or bookshelf. If you locate the book you want, you can then see which disc it is on.

To use SCINDEX.PDF, do the following:

- 1 Insert any CD from this collection into your CD drive.
- 2 Display SCINDEX.PDF. Do **one of** the following:
 - If you installed shortcuts to the softcopy collection index, double-click one of the shortcuts. Then click to select the PDF format of the collection index.
 - Locate the icon for Adobe Acrobat Reader on your desktop or program list, then open SCINDEX.PDF from the root directory of the disc in the CD drive.
 - Change to the drive letter of your CD drive, display the files on the disc, and open SCINDEX.PDF from the root directory.
- 3 You can do any of the following:
 - Scroll through SCINDEX.PDF to find what you want.
 - Use the Search function of the Adobe Acrobat Reader to find the order number, keyword, or phrase in a book or bookshelf title.

Note: You may get more than one hit for the same book, because a book might be listed in more than one place.

- 4 When you have determined which disc the book is on, replace the disc you are looking at with the correct disc, if necessary.
- 5 Refresh the view and proceed as usual to locate and open the book.

ASCII Text File Format of Softcopy Collection Index

The ASCII file for the complete softcopy collection index is called SCINDEX.TXT. It is in the root directory of each CD in this collection. You can view it with your usual text editor or word processor, such as Notepad. While viewing SCINDEX.TXT, you can scroll through it or find an order number, keyword, or phrase in the title of a specific book or bookshelf. If you locate the book you want, you can then see which disc it is on.

To use SCINDEX.TXT, do the following:

- 1 Insert any CD from this collection into your CD drive.
- 2 Display SCINDEX.TXT. Do **one of** the following:
 - In a command prompt window, change to the drive letter of your CD drive and enter the command to start your usual text editor or word processor.
 - Locate the icon for your usual text editor or word processor.
 - Click on the start menu and select your editor.
- 3 You can do any of the following:
 - Scroll through SCINDEX.TXT to find what you want.
 - Find the order number, keyword, or phrase in a book or bookshelf title.

Note: You may get more than one hit for the same book, because a book might be listed in more than one place.
- 4 When you have determined which disc the book is on, replace the disc you are looking at with the correct disc, if necessary.
- 5 Refresh the view and proceed as usual to locate and open the book.

Chapter 5. Other Items in This Product Library

In addition to books, bookshelves, and bookshelf search indexes, this product library also contains:

- A program that:
 - Helps you install or update the softcopy tools included with this product library
 - Improves access to the softcopy collection index by putting shortcuts to them on your computer

This install program runs only on Windows 95 (or later), or on Windows NT 4.0 (or later). Users of other operating systems can still install or update the softcopy tools and view the softcopy versions of the collection index and the *Installing, Managing, and Using the Online Library* book directly.

- Information about the year 2000 transition and a comprehensive set of services, tools and support to help you prepare. See “Year 2000 Transition Assistance” on page 30.
- The IBM Softcopy Reader, IBM BookManager Library Reader/2, IBM BookManager Library Reader for Windows, and IBM BookManager Library Reader/DOS.

Note: All of these readers are enabled to view any online books in BookManager format. This includes online books on the IBM Online Library CD-ROMs, online books that you can build yourself using BookManager BUILD programs, and online books that you receive from companies, other than IBM, that do not provide IBM Library Readers. (Before March 1999, the IBM Library Readers could view only the books on IBM Online Library CD-ROMs.)

- The installation programs for the IBM Softcopy Reader and IBM BookManager Library Readers that let you install the readers on your hard disk and set up the book and bookshelf search path.
- The IBM BookManager Library Reader Installation Package for OS/2 and DOS that lets you install the library readers on workstations that do not have CD-ROM drives.
- **For Users of OS/390, Windows 95 and NT, and OS/2:** The SoftCopy Librarian lets you transfer BookManager bookshelves and books to a repository and manage them there. The repository can be set up on an OS/390 host, accessible through FTP using the SCRT; or on a PC or LAN hard drive, accessible using Copy commands. The SoftCopy Librarian runs on a workstation with Windows 95 or later, Windows NT 4.0 or later, or OS/2.

To use the SoftCopy Librarian, you define a repository for the bookshelves and books that you want to manage. When you want to transfer bookshelves and books from a CD or from the hard drive on your workstation to your repository, the SoftCopy Librarian uses the SCRT to show you the items that you do not have in your repository and the items that have changed since the last time you transferred bookshelves and books to the repository. The SoftCopy Librarian will only transfer items if they are not already in your repository, or if they are replacements.

- CKITLIST.TXT, an ASCII file that contains a list of many collections in the IBM Online Library, their contents, and how to order them.
- SCINDEX.TXT, a file that contains an ASCII version of this softcopy collection index. This file has been formatted to use a monospace font when displayed.
- SCINDEX.HTM, a file that contains an HTML version of the catalog section of this softcopy collection index.
- SCINDEX.PDF, a file that contains a PDF version of this softcopy collection index.
- SCINDEX.BOO, a file that contains a BookManager version of this softcopy collection index.
- INSTALL.TXT, a file that contains an ASCII version of *Installing, Managing, and Using the Online Library*. This file has been formatted to use a monospace font when displayed.
- BOOKENG.AGR and PLALRENG.AGR, ASCII files that contain the license agreements and terms and conditions for using and copying the books and programs in this product library.

Directories Containing the Files in This Product Library

The files on the CD-ROM in this product library are placed in the following directories:

- The **root** directory, containing the files BOOKENG.AGR, PLALRENG.AGR, SCINDEX.xxx, INSTALL.xxx, and CKITLIST.TXT. If items that appeared in the previous edition have been removed from this product library, the ASCII file DELETED.TXT also appears in this directory.
- The **\shelves** directory, containing a bookshelf file for each bookshelf in this product library and the “all-disc” bookshelf.
- The **\books** directory, containing all the books, a bookshelf search index file for each bookshelf, and one bookshelf search index file for the all-disc bookshelf.
- The **\scrt** directory, containing the SoftCopy Receiver Tool for OS/2 or DOS.
- The **\pdf** directory, containing PDF files for selected books in this product library
- The **\autohtml** directory, containing files for use with the SCTOOLS.EXE, a program for installing and updating softcopy tools, and for installing shortcuts to the softcopy collection index.
- The **\ilrjava** directory, containing IBM Softcopy Reader program in a self-extracting zip file.
- The **\ilrwin** directory, containing the BookManager Library Reader for Windows program in a self-extracting zip file.
- The **\ilros2** directory, containing the BookManager Library Reader for OS/2 program and the BookManager Library Reader for OS/2 Installation Program.
- The **\ilrdos** directory, containing the BookManager Library Reader for DOS program and the BookManager Library Reader for DOS Installation Program.
- The **\sc1** directory, containing the IBM Softcopy Librarian.

- The **\acrobat** directory, containing an Acrobat Reader for use in viewing and printing PDF files.
- The **\netscape** directory, containing a Netscape browser for use in viewing HTML files.

Year 2000 Transition Assistance

IBM has announced a comprehensive set of services, tools and support to help you prepare for the Year 2000 transition.

The Year 2000 transition refers to programs and databases that use two characters to represent the year in date fields. Many systems and software products may fail when the year is 2000 and "00" appears in programs. For example, year comparisons (1999 versus 2000) will probably yield incorrect results.

You may be facing the following challenges:

- Determining which software products have date-sensitive programs
- Assessing how many need to be fixed
- Changing the source code and data files
- Ensuring everything works with either 20th- or 21st-century dates

You may go to the Year 2000 page for information about additional offerings from IBM:

<http://www.software.ibm.com/year2000>

Appendix A. Notices

This information was developed for products and services offered in the U.S.A.

IBM may not offer the products, services, or features discussed in this document in other countries. Consult your local IBM representative for information on the products and services currently available in your area. Any reference to an IBM product, program, or service is not intended to state or imply that only that IBM product, program, or service may be used. Any functionally equivalent product, program, or service that does not infringe any IBM intellectual property right may be used instead. However, it is the user's responsibility to evaluate and verify the operation of any non-IBM product, program, or service.

IBM may have patents or pending patent applications covering subject matter described in this document. The furnishing of this document does not give you any license to these patents. You can send license inquiries, in writing, to:

IBM Director of Licensing
IBM Corporation
North Castle Drive
Armonk, NY 10504-1785
U.S.A.

For license inquiries regarding double-byte (DBCS) information, contact the IBM Intellectual Property Department in your country or send inquiries, in writing, to:

IBM World Trade Asia Corporation
Licensing
2-31 Roppongi 3-chome, Minato-ku
Tokyo 106, Japan

The following paragraph does not apply to the United Kingdom or any other country where such provisions are inconsistent with local law:

INTERNATIONAL BUSINESS MACHINES CORPORATION PROVIDES THIS PUBLICATION "AS IS" WITHOUT WARRANTY OF ANY KIND, EITHER EXPRESS OR IMPLIED, INCLUDING, BUT NOT LIMITED TO, THE IMPLIED WARRANTIES OF NON-INFRINGEMENT, MERCHANTABILITY OR FITNESS FOR A PARTICULAR PURPOSE. Some states do not allow disclaimer of express or implied warranties in certain transactions, therefore, this statement may not apply to you.

This information could include technical inaccuracies or typographical errors. Changes are periodically made to the information herein; these changes will be incorporated in new editions of the publication. IBM may make improvements and/or changes in the product(s) and/or the program(s) described in this publication at any time without notice.

Any references in this information to non-IBM Web sites are provided for convenience only and do not in any manner serve as an endorsement of those Web sites. The materials at those Web sites are not part of the materials for this IBM product and use of those Web sites is at your own risk.

IBM may use or distribute any of the information you supply in any way it believes appropriate without incurring any obligation to you.

Licensees of this program who wish to have information about it for the purpose of enabling: (i) the exchange of information between independently created programs and other programs (including this one) and (ii) the mutual use of the information which has been exchanged, should contact:

IBM Corporation
Mail Station P300
2455 South Road
Poughkeepsie, NY 12601-5400
U.S.A

Such information may be available, subject to appropriate terms and conditions, including in some cases, payment of a fee.

The licensed program described in this information and all licensed material available for it are provided by IBM under terms of the IBM Customer Agreement, IBM International Program License Agreement, or any equivalent agreement between us.

If you are viewing this information softcopy, the photographs and color illustrations may not appear.

Terms and Conditions for Items in This Product Library

This CD-ROM contains unlicensed books and licensed programs. Before using or copying the books and programs on this CD-ROM, you must first read and agree to the terms and conditions specified for them below. If you do not agree, return this CD-ROM to IBM. By using or copying the books and programs on this CD-ROM, you agree to the terms and conditions and the license agreement.

Note: To display or print the ASCII files, insert this CD-ROM into your CD-ROM drive and use the TYPE or PRINT command with the drive letter of your CD-ROM drive. The following examples assume that the CD-ROM drive on your workstation is D. For example, to display or print the BOOKENG.AGR file, use the following commands:

```
type d:\bookeng.agr | more
print d:\bookeng.agr
```

If your CD-ROM drive is not D, replace the d in the examples with the CD-ROM drive letter for your system.

Using and Copying Unlicensed Books

Unlicensed books on this CD-ROM have order numbers that begin with the letters "G" or "S." The terms and conditions for using and copying the unlicensed books are stated in a file called BOOKENG.AGR on this CD-ROM. The file is in ASCII format and can be displayed or printed from your personal computer.

Using and Distributing the IBM Library Reader Programs

The terms and conditions for using and distributing the IBM Library Reader programs are stated in a file called PLALRENG.AGR on this CD-ROM. The file is in ASCII format and can be displayed or printed from your personal computer.

Using Licensed Books

Licensed books on this CD-ROM have order numbers that begin with the letter “L.” These books are classified as “Licensed Materials—Property of IBM.” The terms and conditions for using licensed books are stated in the *Licensed Program Specifications* for the product to which they apply and in the IBM Customer Agreement.

Trademarks

The following terms are trademarks of the IBM Corporation in the United States or other countries or both:

AS/400	IBMLink
AT	Library Reader
BookManager	MVS/ESA
DFSMS	OpenEdition
DFSMS/MVS	Operating System/400
DFSMSdfp	OS/2
DFSMSdss	OS/390
DFSMSHsm	S/390
eNetwork	SecureWay
FFST	VTAM
IBM	

The following terms are trademarks of other companies:

C-bus is a trademark of Corollary, Inc. in the United States, other countries, or both.

Java and all Java-based trademarks and logos are trademarks of Sun Microsystems, Inc. in the United States, other countries, or both.

Microsoft, Windows, Windows NT, and the Windows logo are trademarks of Microsoft Corporation in the United States, other countries, or both.

PC Direct is a trademark of Ziff Communications Company in the United States, other countries, or both and is used by IBM Corporation under license.

ActionMedia, LANDesk, MMX, Pentium and ProShare are trademarks of Intel Corporation in the United States, other countries, or both.

(For a complete list of Intel trademarks see www.intel.com/tradmarx.htm)

UNIX is a registered trademark in the United States and other countries licensed exclusively through The Open Group.

SET and the SET Logo are trademarks owned by SET Secure Electronic Transaction LLC. For further information see <http://www.setco.org/aboutmark.html>

Other company, product, and service names may be trademarks or service marks of others.

Index

A

all-disc bookshelf 17
ASCII text file version of this book, using 26

B

booklet, ASCII text file 26
booklet, BookManager BOOK file 23
booklet, HTML 18
booklet, PDF 25
BookManager BOOK version of this book, using 23

C

catalog of PDF files 15
catalog, HTML 18
catalog, PDF 25
CD-ROM contents 6
CD-ROM size information 6
changes, other v
collection index, ASCII text file 26
collection index, HTML 18
collection index, PDF 25
collection index, shortcuts to 17
contents, CD-ROM 6

F

finding books
 all-disc bookshelf 17
 shortcuts to softcopy collection index 17

H

HTML catalog 18

O

other changes v

P

PDF 3
PDF catalog 25
PDF files 15
PDF version of this book, using 25
Portable Document Format (PDF) 3

S

SCL 27
shortcuts to softcopy collection index 17

size information 6
softcopy collection index, ASCII text file 26
softcopy collection index, HTML 18
softcopy collection index, PDF 25
softcopy collection index, shortcuts to 17
Softcopy Librarian 27
storage requirements 6

T

transition assistance, Y2K 30

Y

Y2K 30
year 2000 information 30

Do You Have Questions, Problems, or Suggestions?

For problems installing or using the library, or accessing books:

In the U.S.A.

Do the following:

- 1** Call the IBM Support Center, 1+800+237-5511. You will first connect with a voice menu. Press **0** at any time to connect with a customer service representative.
- 2** Tell the customer rep your customer number (access code). If you do not have a customer number, use **BookMgr** as your generic customer number or access key.
- 3** The customer rep will ask you if this is a new or an existing problem. Answer:
 - **New** if this is the first time you have called about this problem.
 - **Existing** if you have a problem management record (PMR) number already assigned to the problem.

Note: Make sure you have your PMR number available.
- 4** The customer rep will ask you what software product operating system you are using. Answer "My product ID is 5648-032-00 and the queue is SCKIT,118."
- 5** Give the customer rep your name, address, phone number, and a description of the problem. The customer rep will generate your PMR and queue it to SCKIT.
- 6** Hang up and wait for a call back.

In Other Countries

Go to the IBM PS Software Services homepage on the World Wide Web at <http://ps.software.ibm.com>. Select the "Support Handbook" and then select "Contacting IBM" and "Contact Numbers" for detailed instructions on how to contact IBM, and for the contact telephone numbers in worldwide locations.

In All Locations

For problems, questions, or suggestions about any of the books, contact IBM:

- **Mail** the Readers' Comments form from the back of this booklet or one that you printed from an online book, or address comments to:
 - IBM Corporation
 - Department 55JA, Mail Station P384
 - 2455 South Road
 - Poughkeepsie, NY 12601-5400
 - U.S.A.
- **FAX** comments to:
 - In the U.S. and Canada:** 1+845+432-9405
 - In other countries.:** IAC+1+845+432-9405
- **Send** comments electronically to:
 - Internet: mhvrcfs@us.ibm.com
 - World Wide Web: <http://www.ibm.com/s390/os390/webqs.html>
 - IBMLink: IBMUSM09(MHVRCFS)

If you do not use the Readers' Comments form, please mention the order number of this product library (LK2T-2499-07) or the book you are using in your comments. If you would like a reply, include your name and address, your company's name, and your phone or FAX number.

IBM may use or distribute whatever information you supply in any way it believes appropriate without incurring any obligation to you.

Communicating Your Comments to IBM

Licensed Product Library
OS/390
Version 2, December 2000
Publication No. GC23-3397-07

For problems installing or using the library, or accessing books, see *Do You Have Questions, Problems, or Suggestions?*. For problems, questions, or suggestions about any of the books, contact IBM.

If you especially like or dislike anything about this book, please use one of the methods listed below to send your comments to IBM. Whichever method you choose, make sure you send your name, address, and telephone number if you would like a reply.

Feel free to comment on specific errors or omissions, accuracy, organization, subject matter, or completeness of this book. However, the comments you send should pertain to only the information in this manual and the way in which the information is presented. To request additional publications, or to ask questions or make comments about the functions of IBM products or systems, you should talk to your IBM representative or to your IBM authorized remarketer.

When you send comments to IBM, you grant IBM a nonexclusive right to use or distribute your comments in any way it believes appropriate without incurring any obligation to you.

If you are mailing an RCF from a country other than the United States, you can give the RCF to the local IBM branch office or IBM representative for postage-paid mailing.

- If you prefer to send comments by mail, use the RCF at the back of this book.
- If you prefer to send comments by FAX, use this number:
 - FAX: (International Access Code)+1+845+432-9405
- If you prefer to send comments electronically, use this network ID:
 - IBMLink: (United States customers only): IBMUSM09(MHVRCFS)
 - Internet e-mail: mhvrcfs@us.ibm.com
 - World Wide Web: <http://www.ibm.com/s390/os390/webqs.html>

Make sure to include the following in your note:

- Title and publication number of this book
- Page number or topic to which your comment applies

Optionally, if you include your telephone number, we will be able to respond to your comments by phone.

Reader's Comments—We'd Like to Hear from You

Licensed Product Library

OS/390

Version 2, December 2000

Publication No. GC23-3397-07

Your comments assist us in improving our products and publications. Rate your satisfaction with each attribute of this product library by circling one of the numbers next to each attribute (where 1 = very satisfied, 2 = satisfied, 3 = neutral, 4 = dissatisfied, and 5 = very dissatisfied).

	Very Satisfied				Very Dissatisfied
Accuracy of the Booklet	1	2	3	4	5
Organization of the Booklet	1	2	3	4	5
Booklet Size/CD Packaging	1	2	3	4	5
Installation of Readers	1	2	3	4	5
Ease of Use of Online Books	1	2	3	4	5
Organization of Online Books	1	2	3	4	5
Performance	1	2	3	4	5
Cost	1	2	3	4	5
Ordering	1	2	3	4	5
Delivery	1	2	3	4	5

Please comment on any attribute you rated 4 or 5, any recommendations for improvements or changes to the OS/390 Version 2, or anything that you would like included in the OS/390 Version 2. Please also mention how you use the IBM Online Library.

If you want a reply, provide your name and your address, phone number and electronic mail address below.

Name

Address

Company or Organization

Phone No.




Cut or Fold
Along Line


Fold and Tape

Please do not staple

Fold and Tape



NO POSTAGE
NECESSARY
IF MAILED IN THE
UNITED STATES



BUSINESS REPLY MAIL

FIRST-CLASS MAIL PERMIT NO. 40 ARMONK, NEW YORK

POSTAGE WILL BE PAID BY ADDRESSEE

IBM Corporation
Department 55JA, Mail Station P384
2455 South Road
Poughkeepsie, NY 12601-5400



Fold and Tape

Please do not staple

Fold and Tape

Cut or Fold
Along Line



Printed in the United States of America
on recycled paper containing 10%
recovered post-consumer fiber.

GC23-3397-07





Licensed Product Library

OS/390

Version 2, December 2000