

IBM Plywood Pallet Specification

PN 37L8079

(OD: 800 mm x 1200 mm x 114 mm)

Written by:	S. Elkins	27Mar04	Corporate Packaging, Global Logistics
Approved by:	B. Kaser	29Mar04	Manager, Global Logistics Operations Support
Reviewed by:	W. Green	29Mar04	Packaging Engineer, EC Release
Reviewed by:	S. Chen	29Mar04	Packaging Engineer
Reviewed by:	D. Compton	29Mar04	Packaging Engineer
Checked by:	E. Guenter	29Mar04	EMEA Global Logistics

Table of Contents:

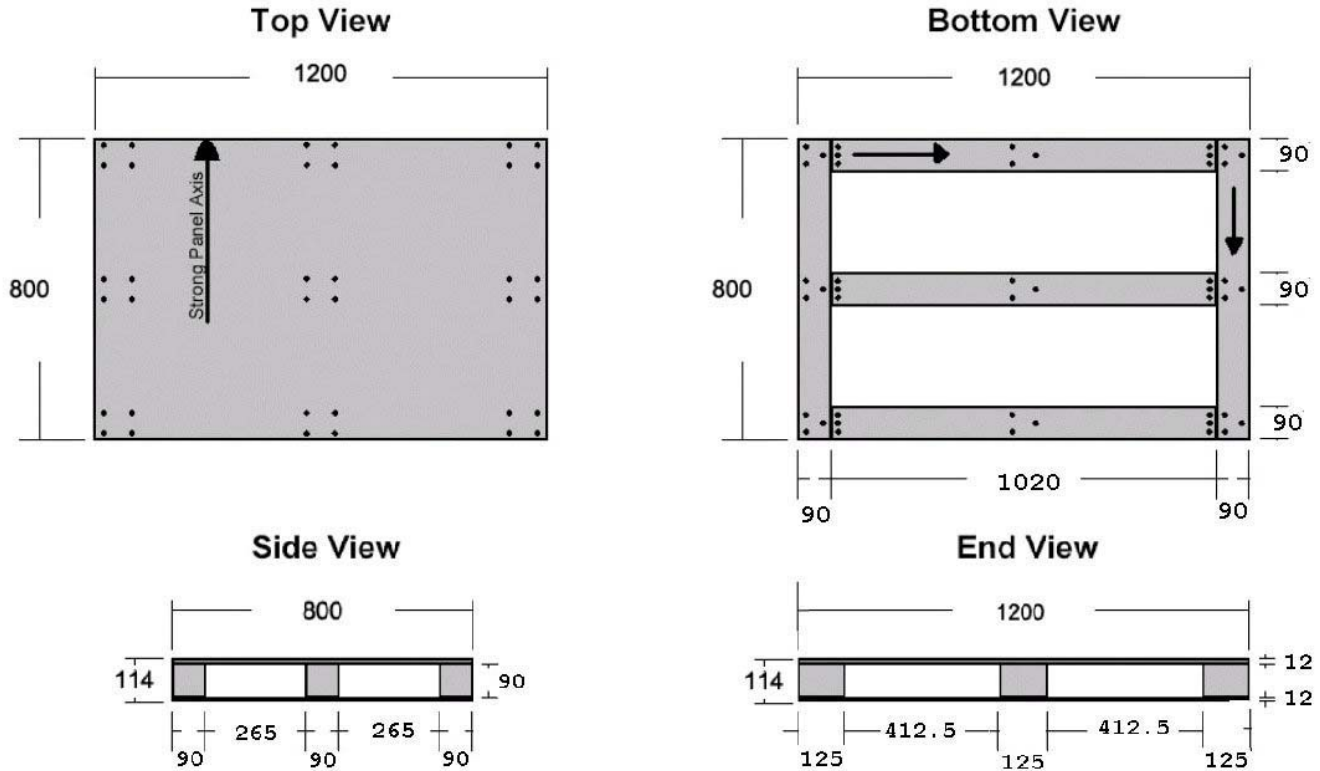
1.0 PN 37L8079 Reference Drawings	2
2.0 Pallet Material Specifications and Requirements	2
Appendix A: Block Construction & Nailing	5

PN 37L8079 Page 1 of 5	EC H18781 29Mar04					
---------------------------	----------------------	--	--	--	--	--

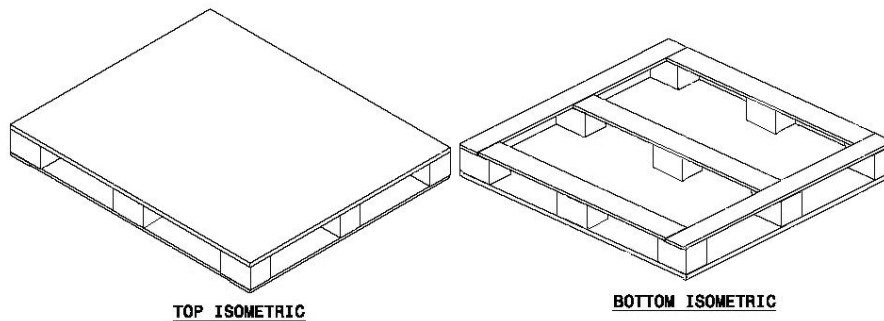
This document is the property of IBM. Use is authorized only for responding to a request for quotation or for the performance of work for IBM. All questions must be referred to the IBM purchasing department.

1.0 PN 37L8079 Reference Drawings

1.1) Pallet OD: 800 mm x 1200 mm x 114mm.



Arrows indicate the plywood grain direction (strong panel axis).



2.0 Pallet Material Specifications and Requirements

2.1) Pallet Design: Plywood Block Style, Full Perimeter, Full 4 way entry, Block Overlap Perimeter, New Manufacture.

PN 37L8079 Page 2 of 5	EC H18781 29Mar04					
---------------------------	----------------------	--	--	--	--	--

This document is the property of IBM. Use is authorized only for responding to a request for quotation or for the performance of work for IBM. All questions must be referred to the IBM purchasing department.

2.2) MATERIAL LIST and MINIMUM Requirements Table:

PN 37L8079 Footprint: 800 mm x 1200 mm MATERIAL LIST and MINIMUM Requirements	Top Deck	Bottom Deck	Bottom Deck	Blocks **
Quantity per Pallet	1	2	3	9
Dim: Length x Width	800 x 1200 (31.5" x 47.2")	800mm x 90mm (31.5" x 3.5")	1020mm x 90mm (40.2" x 3.5")	125mm x 90mm (5.0" x 3.5")
Dim: Thickness	12 mm (15/32", 0.47")	12 mm (15/32", 0.47")	12 mm (15/32", 0.47")	90mm (3.5")
Grain - strong panel axis	runs along 800 direction	runs along 800 direction	runs along 1020 direction	-
Exposure Durability Class:	Exposure 1	Exterior	Exterior	Exposure 1
Moisture Content:	19% or less	19% or less	19% or less	19% or less
Plywood Panel Grade: per Voluntary Product Standard PS 1, VPS PS 2 or IBM approved standard	Rated Sheathing, C-D	Rated Sheathing, C-C	Rated Sheathing, C-C	Rated Sheathing, C-D
Veneer Grades (Face/Inner/Back):	C/D/D	C/C/C	C/C/C	C/D/D
Tight Knots (maximum):	64mm (2.5")	38mm (1.5")	38mm (1.5")	64mm (2.5")
Knot Holes (maximum):	64mm (2.5")	25mm (1")	25mm (1")	64mm (2.5")
Glue Type/Adhesive (Interior+Exterior Panels):	Exterior Waterproof only	Exterior Waterproof only	Exterior Waterproof only	Exterior Waterproof only
Fasteners: Fasteners are required for both Block assembly and Pallet Construction.	meet Minimum criteria in ASME MH-1, part 3	meet Minimum criteria in ASME MH-1, part 3	meet Minimum criteria in ASME MH-1, part 3	meet Minimum criteria in ASME MH-1, part 3
Material:	Hardened steel	Hardened steel	Hardened steel	Hardened steel or "Stiff Stock"
Type:	Helically Threaded	Helically Threaded	Helically Threaded	Helically Threaded
Length (minimum):	76mm (3.0")	76mm (3.0")	76mm (3.0")	90mm (3.5")
Wire Diameter (minimum):	3.0mm (0.12") 11 gauge	3.0mm (0.12") 11 gauge	3.0mm (0.12") 11 gauge	3.0mm (0.12") 11 gauge
Head Diameter (minimum):	7.19mm +0.08 (0.28"+0.003)	7.19mm+0.08 (0.28"+0.003)	7.19mm+0.08 (0.28"+0.003)	7.19mm+0.08 (0.28"+0.003)
MIBANT Angle (bend resistance):	36 maximum	36 maximum	36 maximum	36 maximum
Counter-sink Nail Heads:	2mm (0.06")	1.5mm (0.06")	1.5mm (0.06")	As required
Number of Nails (minimum):	(*) Attach Top Deck to Blocks using 4 per block.	(*) Attach Bottom Strips to Blocks using 3 connection (6 per corner block).	(*) Attach Bottom Strips to Blocks using 3 connection (6 per corner block).	(*) Block Assembly Construction: min. 2 nails per plywood block. To attach Decks to Block: min. 7-10 nails per block from both sides.
Nail Patterns/Positions: Do not attach decks to blocks by nailing into vertical edges. (*) For block construction and nailing reference the "APA A211A - Plywood for Pallet Blocks" at http://www.apa.org .	(*) Attach Deck to Blocks using offset nailing pattern, 13mm (0.5") to 19mm (0.75") from block edge.	(*) Attach Deck to Blocks using offset nailing pattern, 13mm (0.5") to 19mm (0.75") from block edge.	(*) Attach Deck to Blocks using offset nailing pattern, 13mm (0.5") to 19mm (0.75") from block edge.	(*) Block Asm Construction: 2 nails from one side, min. 1" from edge. To attach Decks to Blocks: offset nailing pattern, 13mm (0.5") to 19mm (0.75") from block edge.

** Note about plywood blocks: With prior approval from the IBM Packaging Engineering Department, OSB or Solid Medium Density Fiberboard (MDF per ANSI A208.2) blocks made with exterior glues may be substituted for the Plywood blocks.

PN 37L8079 Page 3 of 5	EC H18781 29Mar04				
---------------------------	----------------------	--	--	--	--

This document is the property of IBM. Use is authorized only for responding to a request for quotation or for the performance of work for IBM. All questions must be referred to the IBM purchasing department.

2.3) Minimum Performance Criteria:

Unless otherwise specified herein, general use pallets must be designed and built per the minimum performance requirements of EIPS2000, section 7 and at minimum EIPS-1 compliant. The complete engineering specifications and Pallet Design System (PDS) analysis (or alternatively complete EIPS performance testing results) must be made available upon request. For requirements consult the current version of the Electronics Industry Pallet Standard (EIPS) Task Group Specifications at <http://packaging.hp.com/eips> .

For example only: The EIPS2000 Sept 2003 specification includes, but is not limited to, these requirements:

Core Requirements per EIPS 2000 (EIPS-1, section 7) or IBM approved equivalent	“Full Size” Pallet Minimum Requirements
Pallet must be rectangular/square when comparing diagonal measurements	Within 6.4mm (0.25")
Racking Performance per ASTM D1185 (Racked across Length + Width)	454kg (1000 lbs), Maximum Deflection 13mm (0.5")
Fork-lift Tine Performance per ASTM D1185	454kg (1000 lbs), Maximum Deflection 13mm (0.5")
Static Stacking Performance (Warehouse) per ASTM D1185. Stacked 4 high, 454kg (1000 lbs) per pallet.	1800kg (4000 lbs), Maximum Deflection 6mm (0.25")
Conveyor Performance per ASTM D1185	454kg (1000 lbs), Maximum Deflection 6mm (0.25")
Access by Pallet Jack Wheels (to easily navigate)	If required, Chamfer bottom deck board greater than 18mm thickness.
Durability:	Meet Requirement "a" OR Requirements b, c, and d.
a) PDS Durability Rating: (PDS™ Pallet Design Software)	PDS score < 25.
b) Corner Drop per ASTM D1185	12 drops at 1m (40"), Max. Diagonal Deformation of 1.5%
c) Tine Tip Impacts on Block Ends per ASTM D1185	3 impacts at 30cm (12"), no failures
d) Tine Heel Impacts on Leading Ends per ASTM D1185	3 impacts at 120cm (48"), no failures

2.4) IMPORTANT: Must meet requirements and be marked per IBM Engineering Specification PN 37L8024 "Wooden Packaging, Material Treatment and Marking Requirements" regardless of origin or destination.

Note: Plywood components manufactured using a "Cold Press" must comply with ISPM-15 requirements.

2.5) All components in the pallet must individually conform to IBM Engineering Specifications 5897660. "Restricted Heavy Metals" (<100ppm of Cadmium, Lead, Mercury, and Hexavalent Chromium).

2.6) Item must meet requirements of IBM Engineering Specification 46G3772 "IBM Environmental Requirements for Materials, Parts, and Products."

2.7) Material Selection and Finishing: All wood must be free of bark and apparently free of live plant pests. Parts to be delivered to IBM clean, free of mold, and dry.

2.8) Must conform to GA21-9261-x (latest level) "IBM Packaging Requirements Manual" PN 31L5345, for packing and marking instructions.

2.9) New Suppliers must submit pre-production samples and performance certification (PDS drawing, test results, etc) for IBM approval.

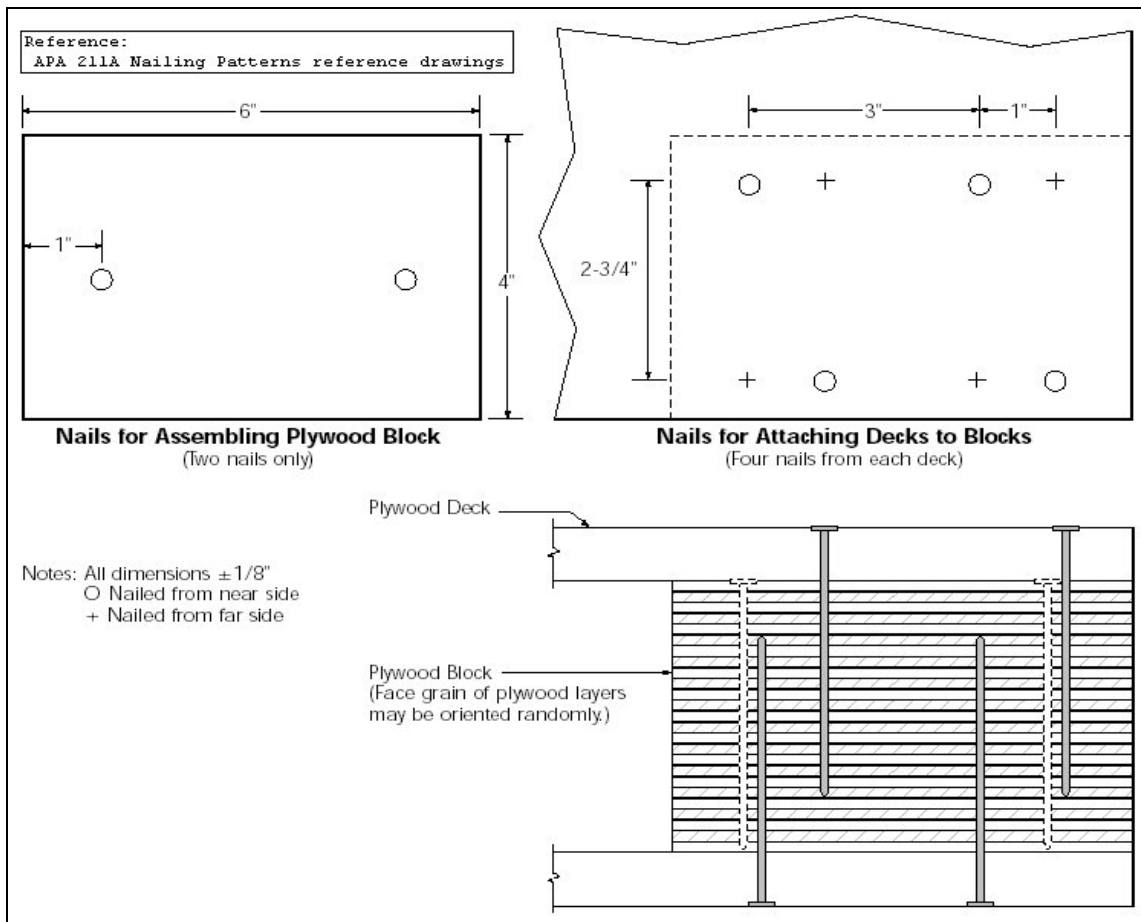
PN 37L8079 Page 4 of 5	EC H18781 29Mar04					
---------------------------	----------------------	--	--	--	--	--

This document is the property of IBM. Use is authorized only for responding to a request for quotation or for the performance of work for IBM. All questions must be referred to the IBM purchasing department.

Appendix A: Block Construction & Nailing

(*) APA - The Engineered Wood Association's website has several publications available for download at <http://www.apa.org>. Helpful publications are available on the topic of Plywood, OSB, block construction and nailing. These include but are not limited to: "APA A211A-Plywood for Pallet Blocks", "Voluntary Product Standard PS 1 - Construction and Industrial Plywood", "Voluntary Product Standard PS 2 - Performance Standard for Wood Based Structural Use Panels", and the "Plywood Design Specification". Important: Reference the current versions of these publications by downloading from the APA website.

Below is an example block construction and nailing guide, the actual (current) drawing is Provided in the Publication "APA A211A-Plywood for Pallet Blocks" at <http://www.apa.org>.



PN 37L8079 Page 5 of 5	EC H18781 29Mar04					
---------------------------	----------------------	--	--	--	--	--

This document is the property of IBM. Use is authorized only for responding to a request for quotation or for the performance of work for IBM. All questions must be referred to the IBM purchasing department.